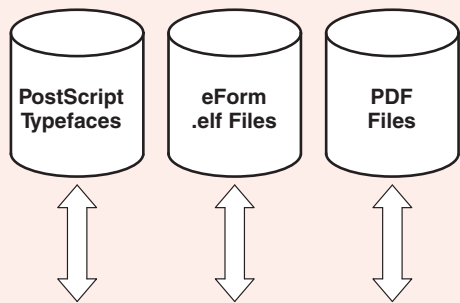


## 1. eForm Creation

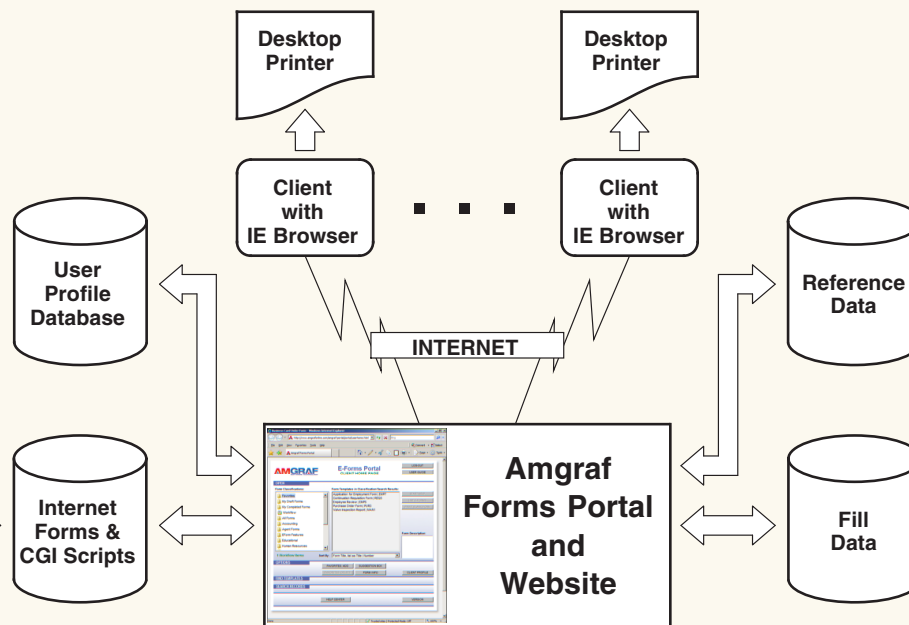


Windows XP/Vista/7  
OneForm Designer Plus  
with PDF Option

### eForm Designer Platform

For organizations managing large numbers of forms, the OneForm Designer Plus software along with the Amgraf Forms Portal is a great way to offer users convenience of access while exercising control and maintaining data. Forms designers create both eForms and web server scripts to display and capture data. Once eForms are stored on the Web Server, clients using Internet browsers can access the forms by logging in to the site, and then fill, print, save, submit, and e-mail the Forms as needed.

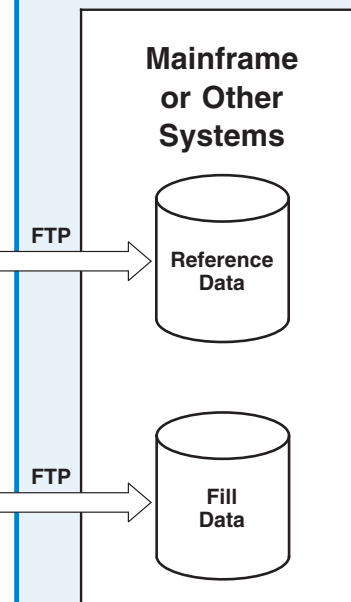
## 2. Internet Web Site



### Amgraf Forms Portal and Website

A Windows or Unix computer server acts as the hardware/software platform and a physical connection to the Internet. Because of the data capture, data display, and submit functions, eForms must have server-side scripts (or forms handlers) to communicate with while the browser client uses them. Each eForm and its corresponding scripts and databases are stored on the web server. These scripts query, read, and write databases as required to perform a transaction such as taking an order or submitting an employment application. Other functions can also be included within an eForm, such as e-mail, local saving/opening, and printing.

## 3. Data Integration



### Data Integration

Often it is important to have access to reference databases such as account, product, or employee information. It is usually adequate to use copies of reference databases that get updated periodically as needed, which reduces the security risks. Another important aspect is that most filled-in eForm data needs to be transferred to some other system after it has been validated, and often that requires communication with mainframes or other central servers.

**Diagram 1**  
**Typical System Configuration of Forms Portal Solution**

Amgraf proposes to deliver a secure Internet based eForms Portal solution based on the three subsystems shown on this diagram.

#### Subsystem 1: eForm Creation.

Provides the capability for the Forms Management team to quickly create online eForms and web server scripts to display and capture data

#### Subsystem 2: Internet Web Site

The Amgraf Forms Portal is a browser-based user interface that works through an Internet/Intranet connection. The forms portal is a universal starting point for selecting and opening a variety of electronic forms.

#### Subsystem 3: Data Integration

Forms fill data can be shared and synchronized with other enterprise systems.

**AMGRAF, INC.**  
**FORMS PORTAL**

**Workflow Diagram**  
**Online eForms**  
**Portal Access**